

**ARKANSAS DEPARTMENT OF ENVIRONMENTAL QUALITY  
MONITORING REPORT FOR DECENTRALIZED WASTEWATER TREATMENT FACILITIES VIA DRIP IRRIGATION  
MONTHLY MONITORING REPORT**

**PERMITTEE NAME**  
First Asset Holdings, LLC

**FACILITY NAME (IF DIFFERENT)**  
Deer Haven Subdivision

**PERMIT NO.**  
4908-WR-1


**PERMITTEE ADDRESS**  
PO Box 7  
Fort Smith, AR 72902

**FACILITY ADDRESS**  
Smith Ridge Rd Garfield AR 72752

**AFIN NO.**  
04-01681

**WASTEWATER EFFLUENT MONITORING PERIOD**  
FROM MM/DD/YYYY 2/1/2014 TO MM/DD/YYYY 2/28/2014

TREATED WASTEWATER EFFLUENT SAMPLING						
PARAMETER	PERMIT REQUIREMENT	SAMPLE MEASUREMENT		UNITS	FREQUENCY OF ANALYSIS	SAMPLE TYPE
PHOSPHOROUS, TOTAL (AS P) EFFLUENT GROSS VALUE	REPORT	6.8		MG/L	ONCE/MONTH	GRAB
CBOD, 5-DAY (20 DEG. C) EFFLUENT GROSS VALUE	15	<2		MG/L	ONCE/MONTH	GRAB
PH EFFLUENT GROSS VALUE	6 to 9	6.7		S.U.	ONCE/MONTH	GRAB
SOLIDS, TOTAL SUSPENDED EFFLUENT GROSS VALUE	15	<2		MG/L	ONCE/MONTH	GRAB
NITROGEN, AMMONIA TOTAL (AS N) EFFLUENT GROSS VALUE	REPORT	16		MG/L	ONCE/MONTH	GRAB
COLIFORM, FECAL GENERAL EFFLUENT GROSS VALUE	10,000	161		colonies/100ml	ONCE/MONTH	GRAB
TOTAL KJELDAHL NITROGEN EFFLUENT GROSS VALUE	REPORT	19.04		MG/L	ONCE/MONTH	GRAB
NITRATE NITROGEN EFFLUENT GROSS VALUE	REPORT	22.86		MG/L	ONCE/MONTH	GRAB
NITRITE NITROGEN EFFLUENT GROSS VALUE	REPORT	12		MG/L	ONCE/MONTH	GRAB
PLANT AVAILABLE NITROGEN EFFLUENT GROSS VALUE	REPORT	39.7		MG/L	ONCE/MONTH	GRAB
FLOW, THRU CONDUIT OR TREATMENT UNIT EFFLUENT GROSS VALUE	REPORT	MONTHLY TOTAL	DAILY MAX	GPD	ONCE/MONTH	TOTAL FLOW
		33,921	33,280			

NAME/TITLE PRINCIPAL EXECUTIVE OFFICER  Kathy Bartlett	I CERTIFY UNDER PENALTY OF LAW THAT I HAVE PERSONALLY EXAMINED AND AM WITH THE INFORMATION SUBMITTED HEREIN; AND BASED ON MY INQUIRY OF THOSE INDIVIDUALS IMMEDIATELY RESPONSIBLE FOR OBTAINING THE INFORMATION, I BELIEVE THE SUBMITTED INFORMATION IS TRUE, ACCURATE, AND COMPLETE. I AM AWARE THAT THERE ARE SIGNIFICANT PENALTIES FOR SUBMITTING FALSE INFORMATION, INCLUDING THE POSSIBILITY OF FINE AND IMPRISONMENT.	 <b>SIGNATURE OF PRINCIPAL EXECUTIVE OFFICER OR AUTHORIZED AGENT</b>	TELEPHONE		DATE
			479	530-5926	3/7/2014
TYPED OR PRINTED			AREA CODE	NUMBER	MM/DD/YYYY
COMMENTS AND EXPLANATION OF VIOLATIONS (Reference all attachments here)					

# Environmental Services Company, Inc.

Corporate Office  
 13715 West Markham  
 Little Rock, AR 72211  
 Tel. (501)221-2565 Fax (501)221-1341

Northwest Arkansas Branch  
 1107 Century Avenue  
 Springdale, AR 72762  
 Tel. (479)750-1170 Fax (479)750-1172


Control Number: 1402020072	Sample Date : 02/12/14	Collected By: WDS
Customer Name : GREENFIELD CAP DEV-DEER HAVEN	Sample Time : 1010	Delivery By : WDS
Customer/Permit No. : 1821 / 4908-WR-1	Sample Type : GRAB	Work Order :
Report Date : 02/19/14	Sample From : DOSE TANK EFFLUENT	Purchase Order :

<u>Laboratory Analysis</u>							<u>Quality Assurance</u>	
<u>Analysis</u>			<u>Result</u>	<u>Notes</u>	<u>Quantity</u>	<u>Method</u>	<u>Precision</u>	<u>Accuracy</u>
<u>Date</u>	<u>Time</u>	<u>By</u>					<u>Parameter</u>	<u>% RPD</u>
02/18	1300	TSB	Ammonia Nitrogen	16.0 mg/L		SM 18th 4500-NH3 H	1.59	82.0
02/14	0830	TSB	Kjeldahl Nitrogen Total	19.04 mg/L		SM 18th 4500-NorgB	0.00	102.8
02/18	0800	TSB	Nitrate Nitrogen	22.86 mg/L		SM 18th 4500-NO3 E	0.00	105.0
02/14	1130	TSB	Nitrite Nitrogen	12.000 mg/L		SM 18th 4500 NO2 B	0.75	105.0
02/12	1010	WDS	pH	6.7 S.U.		SM 18th 4500-H+ B	0.00	N/A
02/14	1000	TSB	Phosphorous, Total (as P)	6.8 mg/L		EPA 365.3	2.11	102.0
02/17	1400	KIK	Solids, Total Suspended	< 2.0 mg/L		SM 18th 2540D	0.00	N/A
02/12	1530	VLP	Coliform, Fecal	161 /100ml		SM 18th 9222D	13.66	N/A
02/12	1400	RHB	BOD, Carbonaceous	< 2.0 mg/L		SM 18th 5210B	0.00	92.0
02/18	1600	TSB	Nitrogen, Plant Available	39.7 mg/L		SM 18th 4500-NH3E		

\* QA data shown is from a different sample or standard on the same date.


All equipment used is checked and/or calibrated daily. All NPDES testing is conducted in accordance with 40 CFR Part 136. A minimum of 10% spiked and duplicate samples is run on each parameter where applicable for Quality Assurance purposes. Quality Assurance Plan on file with Arkansas Department of Environmental Quality. Analysis time indicates the time of the start of the analytical batch in which the specific sample was included.

Signature \_\_\_\_\_

  
 Environmental Services Co., Inc.



GCD  
P.O. Box 9299  
Fayetteville, AR 72703



ADEQ Water Division  
Permits Branch  
5301 Northshore Dr  
N Little Rock, AR 72118-5317

